

# Montessori @ Home – Prepared Environment



# Montessori @ Home – Prepared Environment

*How can we prepare the home environment so as to enable independence*



# Living together with children...



The home environment has to be:

★ **Accessible**



# Living together with children...



Imagine living in a house where you cannot:

- ★ leave your own bed
- ★ open any doors
- ★ choose your clothing
- ★ turn on the lights
- ★ wash hands
- ★ wipe your face





# Living together with children...



The home environment has to be:  
★ **Flexible**



# Living together with children...



- ★ The needs/heights of young children change very frequently in the first years.
- ★ If we prepare a picture perfect bedroom, we may be reluctant to make alterations...



# Living together with children...



The home environment has to be:

- ★ **Orderly** (each item should have a specific place)



# Living together with children...



Imagine trying to find your keys, when there is no specific place for your keys... hard to imagine?





# Living together with children...



The home environment needs to have (has to be):  
★ **Child sized** furniture and materials



# Living together with children...



★ Imagine...



# Living together with children...



- ★ Each room should indicate that a child lives in this room
- ★ The needs of the child should be respected (access)
- ★ This does not mean that his/her needs come before ours





# Bedroom ideas



## ★ Floor Beds





# Bedroom ideas



## ★ Shelves with limited options



# Bedroom ideas

## ★ Pictures at child's eye level



# Bedroom ideas

## ★ Reaching the wardrobe





# Bedroom ideas

## ★ Lower railing inside wardrobe





# Bedroom ideas

- ★ Reaching books (front cover has to show to know options)



# Bedroom ideas



## ★ Basket with books – limited options



# Bedroom ideas

Visual aids allow independence  
which in turn build...

- ★ Self confidence
- ★ Self reliance
- ★ Self esteem


Always...

- ★ Limited appropriate options





# Bathroom ideas






# Bathroom ideas


- ★ Accessible
- ★ Child sized
- ★ Allows independence
- ★ Offers choices (underwear/diaper)
- ★ Respects child
- ★ Add: laundry basket, wastebin, low chair



# Bathroom ideas



# Kitchen ideas





# Kitchen ideas

- ★ Dedicate one drawer for their items






# Kitchen ideas



# Kitchen ideas





# Kitchen ideas

## ★ Cooking with children



# Home entrance

## Shoes & coats






# Home entrance



- ★ Low chair
- ★ Coat hanger
- ★ Spot for shoes
- ★ Mirror?
- ★ Lunchbag?



# Living Room ideas





# Practical Life activities





# Practical Life activities





# Practical Life activities...why?

- ★ Feeling useful
- ★ An equal part of the family
- ★ Someone we rely on/trusted
- ★ More interested ?? than in toys
- ★ Allow room for logical thinking (steps)
- ★ Treating mistakes as a learning opportunity



# Montessori at Home



- ★ Allows ??? for independence
- ★ Teaches Life skills
- ★ Promotes Autonomy
- ★ Repetition strengthens neurons!
- ★ Builds Logical thinking
- ★ A tool for adaptation
- ★ Synch with school routines
- ★ Provides harmony



# Montessori @ Home – Prepared Environment



Ada Palandjian AMI 0-3  
LLL, IBCLC

